



University of Massachusetts
Amherst • Boston • Dartmouth • Lowell • Medical • Law • Online

sprintax
calculus


Sprintax Calculus: Accessing Form 1042-S Electronically

UMass transitioned to Sprintax Calculus system in September 2023 from the old GLACIER tax system.

If you have previously given electronic consent (in the GLACIER tax system) to receive your Form 1042-S electronically from UMass, your 2023 Form 1042-S will be uploaded to Sprintax Calculus.


If you have never used Sprintax Calculus before, an account has been created for you. You should have received an email from noreply@sprintax.com with instructions on how to access your profile to retrieve your 1042-S.

UMass: 1042-S Available in Sprintax Calculus

 noreply@sprintax.com
To: Johnson4, Benjamin F

Tue 2/6/2024 9:25 AM

This Message is From an External Sender
This message came from outside your organization. [Report Suspicious](#)

 **University of Massachusetts**
Amherst • Boston • Dartmouth • Lowell • Medical • Law

Econsent Test,

Hello from the Tax Office at the University of Massachusetts.

This email is to let you know that your 2023 Form 1042-S is available electronically via Sprintax Calculus.

Please refer to the following step-by-step manual on how to retrieve your 2023 Form 1042-S.

If you have never used Sprintax Calculus before, you can activate your account using the following activation link (if you are unable to click the link, just copy it into your browser's address bar) and enter the email from which you received this message (benjamin_johnson4@student.uml.edu):
<https://calculus.sprintax.com/reset-password/82d04808139b8bdc46909d656e2c43322f130fb2be76c503cf83699b06d380f3>.

If you do not activate your account within 24 hours of receipt of this email you can request a new activation link here <https://calculus.sprintax.com/forgotten-password/> and enter your primary email (benjamin_johnson4@student.uml.edu).

For any questions/concerns, please contact the Tax Office at Treasurer_TaxNRA@umassp.edu.

Regards,
Tax Office
University of Massachusetts President's Office

Accessing The Software

You should have received an activation email from noreply@sprintax.com. The email will contain a unique link which you will need to create your password. Please check in “all mail” if you use a focused inbox or spam/junk folder.

If you do not activate your account within 24 hours of receipt of this email, you can request a new activation link here <https://calculus.sprintax.com/forgotten-password/> and enter your email. This forgotten password activation link is also only valid for 24 hours, afterwards, you will need to request another forgotten password activation link. After creating a password, select the “**Commonwealth of Massachusetts - University of Massachusetts**” account to login to using this new password.

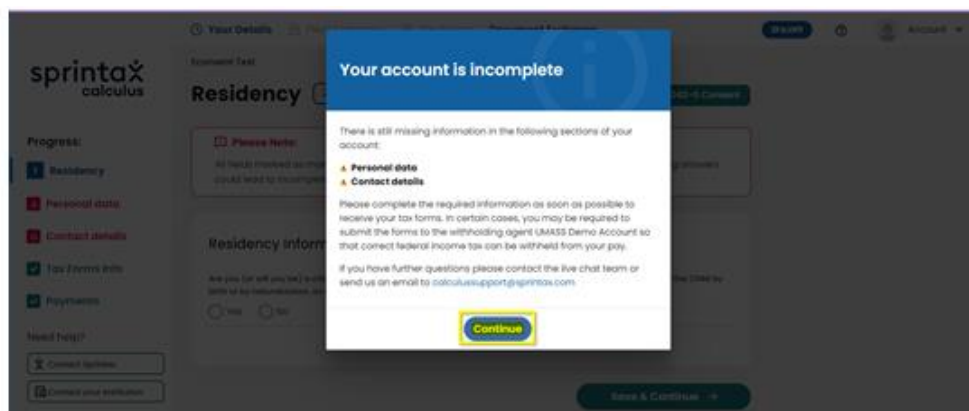
Select an account to log in

Available entities:

- ☐ Commonwealth of Massachusetts - University of Massachusetts

Sign In

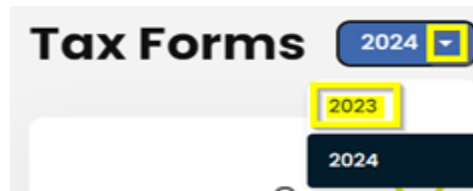
Once logged in, your account will be finalized and locked for editing in that tax year where the form is generated. If your account is incomplete, you are still able to access your form even if it hasn't been filled out. All you need to do is click the continue button and go to the page that shows the “Tax forms”.



Tax Forms

The screenshot shows the Sprintax Calculus 'Tax Forms' page. At the top, there are tabs for 'Your Details', 'Final Summary', 'Tax Forms' (highlighted in yellow), and 'Document Exchange'. Below the tabs, the page title 'Tax Forms' is followed by a dropdown menu set to '2023'. A red arrow points to this dropdown with the text 'Navigate to tax year 2023'. To the right of the dropdown is a button labeled 'Electronic 1042-S Consent'. A red callout box points to this button with the text: 'If the electronic consent button is grey, then 1042-S will not be available in your account. Provides e-consent to access 1042-S.' On the left side, there is a 'Progress' section with a list of items: 'Residency', 'Personal data', 'Contact details', 'Tax Forms Info', 'Payments', and 'Residency Summary', each with a checkmark. Below this is a 'Need help?' section with two buttons: 'Contact Sprintax' and 'Contact your institution'. The main content area has a green banner that says 'Congratulations - Your 2023 record has been finalized!'. Below this is a section titled '1042-S Forms' with a note: 'Note: this is your 1042-S copy. You only need to keep it for your records. You will need it for your end of year tax return.' There is a teal box asking 'Would you like to use our Sprintax tax preparation system?' with two buttons: 'Yes, Take Me To Sprintax' and 'No, Thank You'. A red arrow points to the 'Yes' button with the text: 'Form 1042-S is available only if you consented to receive the form electronically. Otherwise, Form 1042-S was mailed to you. If you have a W-2, you may access W-2 via H/R Direct if you are an active employee.' Below this is a 'Download all documents' link and a list of three documents: '1042-S Income Code 12', '1042-S Income Code 17', and '1042-S Income Code 19', each with a download icon and a 'Preview' link.

If you are not brought directly to the 2023 profile to view the 2023 forms, please select the 2023 profile next to the page title.



Once you are in the 2023 tax year, you can download/view any Form 1042-S generated for income from the University of Massachusetts. The three types of income generally reported on 1042-S from UMass include:

- Compensation/Salary/Wages exempt from tax withholding at the time of payment due to an income tax treaty exemption;
- Independent Compensation/Honoraria/Speaker Fees/Consulting paid to a Nonresident Alien, whether tax was withheld, or tax treaty exempt; and/or
- Scholarship or Fellowship payments (for which no services are performed) paid to a Nonresident Alien that is in excess of tuition, fees, or a book allowance, whether tax was withheld, or tax treaty exempt.

Please refer to the following webpage for further information on the different tax forms you may receive:

<https://www.umassp.edu/nonresident-alien-taxation/nonresident-alien-tax-forms>

Downloading Form 1042-S

When you click the "Preview" button, the form will be downloaded to your computer automatically.

The screenshot shows the 'Tax Forms' portal for Martin Smith. At the top, there is a header with the name 'Martin Smith' and a 'Tax Forms' title. A dropdown menu shows '2023'. A red callout box points to this dropdown with the text 'Navigate to tax year 2023'. To the right, there is a button labeled 'Electronic 1042-S Consent' with a checkmark icon. A red callout box points to this button with the text 'If the electronic consent button is grey, then 1042-S will not be available in your account. Provides e-consent to access 1042-S.' Below the header, a message states 'Congratulations - Your 2023 record has been finalized!' and includes a note about the record being locked. Under the '1042-S Forms' section, there is a note about keeping the copy and a question: 'Would you like to use our Sprintax tax preparation system?'. Below this question are two buttons: 'Yes, Take Me To Sprintax' and 'No, Thank You'. At the bottom, there is a link 'Download all documents' and a list of documents. The first document is '1042-S Income Code 16', which is highlighted in yellow. To its right is a 'Preview' button, also highlighted in yellow.

Martin Smith

Tax Forms 2023

☒ Electronic 1042-S Consent

Congratulations - Your 2023 record has been finalized!

Note that your record is locked for changes after the tax year is finalized. If you want to apply changes to your record that you believe can affect your form 1042-S, contact Damian & Victoria.

1042-S Forms


Note: this is your 1042-S copy. You only need to keep it for your records. You will need it for your end of year tax return

Would you like to use our Sprintax tax preparation system?

You can automatically transfer your details and 1042-S forms to Sprintax Returns. Please select "Yes" below, and sign in to Sprintax Returns using the same credentials as your Forms account.

Yes, Take Me To Sprintax No, Thank You

[Download all documents](#)

 1042-S Income Code 16 [Preview](#)